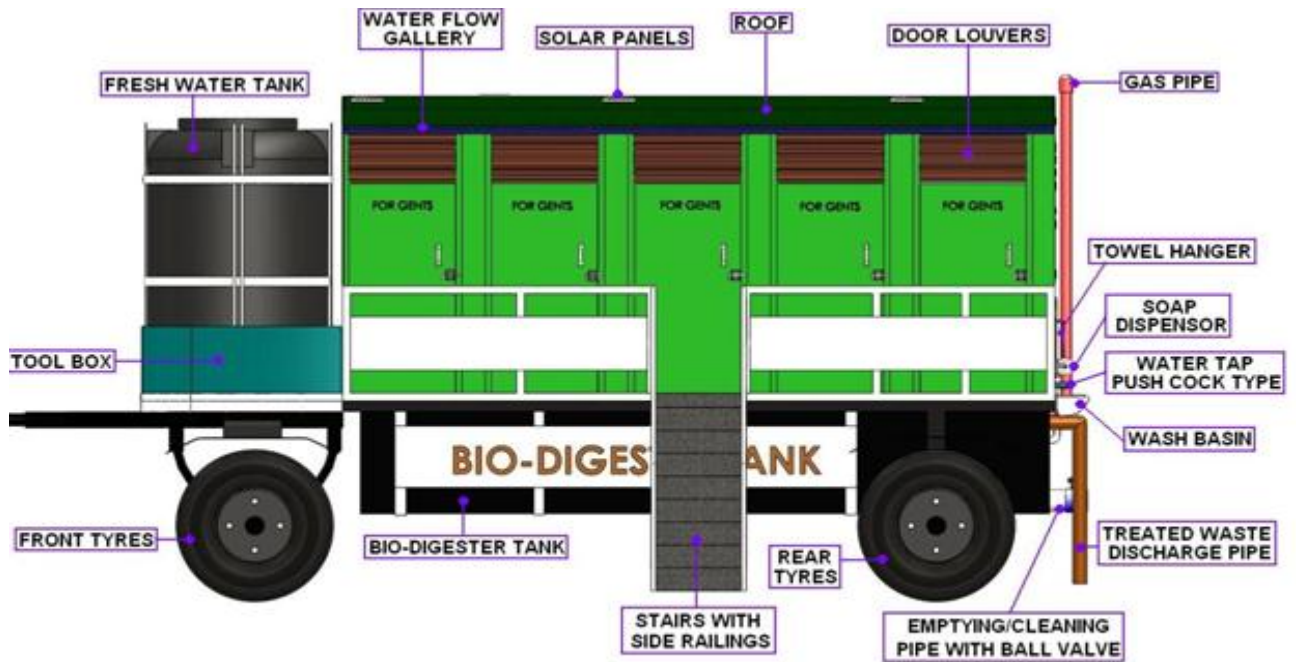


## **TECHNICAL SPECIFICATIONS OF TRAILER MOUNTED MOBILE BIO-TOILET (10 SEATER)**

Trailer mounted mobile Bio-Toilet should become complete with the perfect combination of body-shell with bio-digester tank, sturdy trailer with path-ways on both side, squatting pans on 10No cabins (5 cabins for Ladies & 5 cabins for Gents), fresh water tank, hand wash facility, solar light facility, towing facility, stairs with side railing etc... facilities for the effective use.



### **TRAILER MOUNTED MOBILE BIO-TOILET**

#### **1). SIZE OF MOBILE BIO-TOILET TRAILER:-**

Length (l) = 5.4m to 5.7m, Width (w) = 3m (with both side pathways), Height from ground level (h) = 3.15m to 3.5m.

#### **2). CHASSIS:-**

The chassis made from M.S. 125mm x 65mm ISMC with necessary cross members.

#### **3). CABIN STRUCTURE:-**

Cabin Structure should be fabricated by using:-

- (i) M.S. angle 40mm x 40mm x 4 or 5 mm.

#### **4). CABIN PANELS:-**

Cabin panels should be made up of 40mm thick PUF panel sandwiched with 0.45 mm PPGI sheet.

**5). DOORS:-**

Door size should be approx. 6'x22''. Doors should be equipped with tower bolts, hinges, S.S. handle grips & proper locking arrangement on both sides.

**6). ROOF STRUCTURE:-**

Roof structure should be of Hut shape. It is made up of PUF Panels 40mm thickness with 0.45mm PPGI Sheet.

**7). PATH-WAY:-**

Path-way (for both sides) should be fabricated by using M.S. Angle 40mm x 40mm x 6mm/40mm x 40mm x 5mm and M.S. Flat 25mm x 5mm & should be approx. 600mm wide & should be folding type. The path-ways flooring should be equipped with aluminum chequer plate. Side railings should be provided by using M.S. square pipe or rectangular pipe size 2'' x 1''.

**8). STAIRS:-**

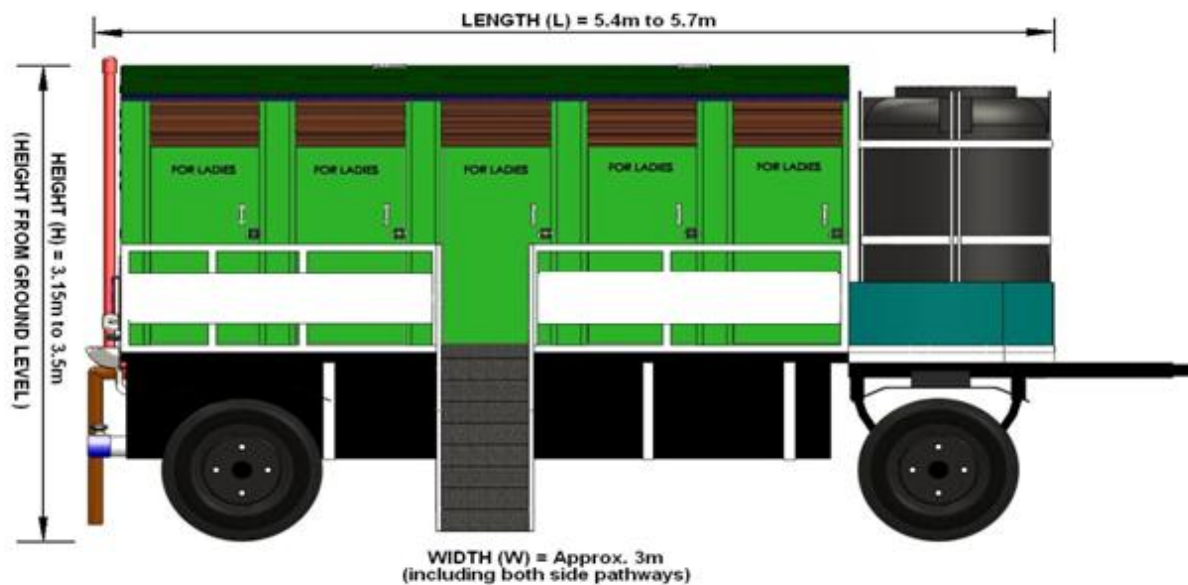
Proper stairs (**2Nos. stairs assy.** - 1for each side, **detachable type**) arrangement with side railing should be provided on both sides (Stairs should be manufactured in such a way that two persons should be able to walk freely at same time, step height should not be more than 6'' & should be one foot wide). Railings should be manufactured by using rectangular pipe size 2'' x 1''.

**9). FLOORING:-**

Floor panel should be integrated with squatting pan (there should be no joints) footrest and skirting should be FRP moulded. The squatting pan should be provided in such a way that it could be cleaned quickly. The squatting pans connected with tank with the help of pipe, the connection pipe should be in slopy form, one end of the pipe should be connected with the squatting pan outlet & 2<sup>nd</sup> side of the pipe should be dipped inside the tank maximum 4'' below the bacterial level.

**10). WASHBASIN:-**

Two S.S. /FRP material washbasins of better quality (separate for Ladies & Gents) should be provided on the rear side. Washbasins should be provided with 2 Nos. push cock type water taps with suitable pipe line arrangement, 2Nos towel hangers & 2Nos. soap dispensers etc.



**11). MIRRORS:-**

Two mirrors should be provided with washbasins.

**12). BIO-DIGESTER TANK:-**

This tank should have capacity (min.) 2500ltrs. & made from FRP/M.S. (FRP tank sheet thickness should be (min.) = 5mm, M.S. tank sheet thickness should be (min.) = 3mm. & should be treated with anticorrosive treatment) Partitions should be provided inside the tank & each partition should be equipped with bacterial trap mat. Tank should be connected with gas discharge PVC ISI marked pipe & one 3'' pipe should be provided for treated waste (which is a clear odorless liquid) discharge from tank. For cleaning or emptying purpose one 80mm gate valve with nipple & suitable dia. synthetic rubber hose pipe of length 5meters should be provided.

**13). CLEAN WATER TANK:-**

Water tank should have minimum capacity of 1000ltrs, should have suitable pipe line connections to each cabin (connections to push cock type taps), washbasins etc. Tank should be provided at front of trailer.

**14). ELECTRIC POINT:-**

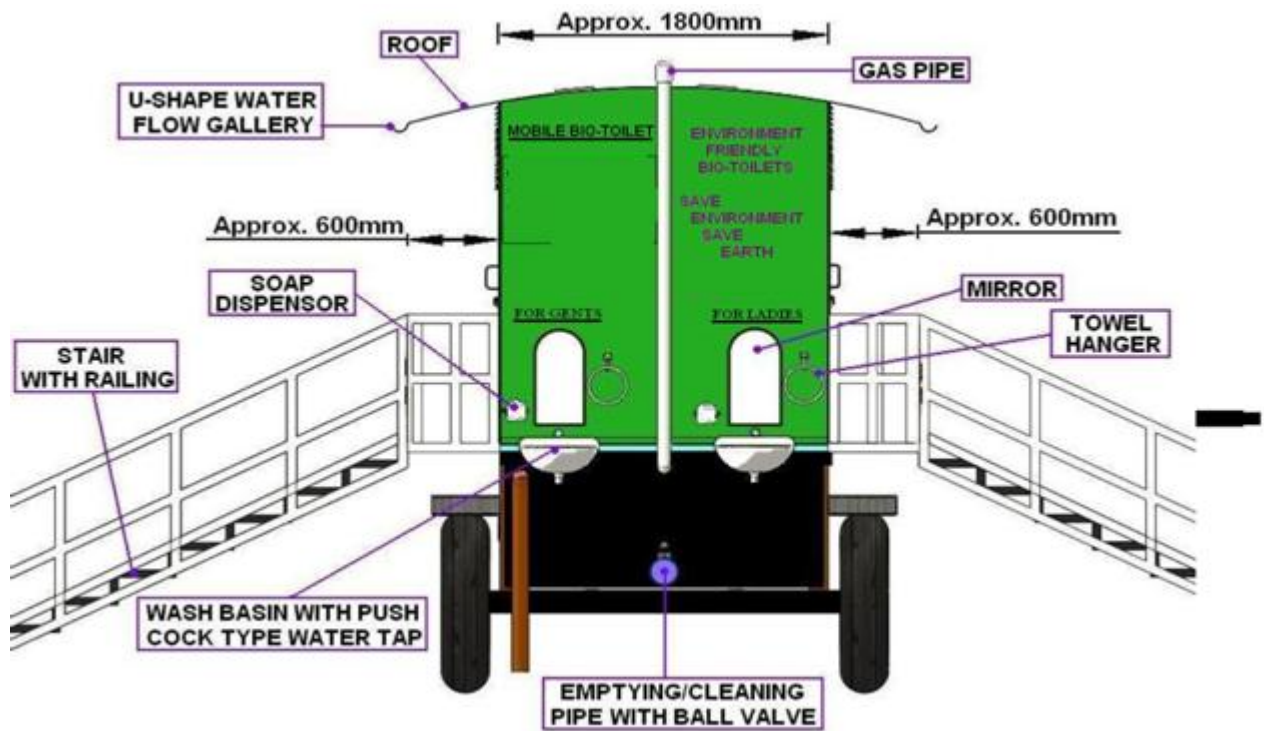
Electric points with light arrangement should be provided in all toilets & tube light arrangement should also be there and junction box fitted on outside of toilet for input cable and control.

**15). SOLAR LIGHT:-**

Solar panel integrated lighting system should be provided in the cabins. 05Nos separate 3W solar panels, 2W LED with solar panel chargeable batteries should be provided in the cabins.

**16). TOWING ARRANGEMENT:-**

Should be fabricated with using M.S. channel, Thrust bearing, bearing holder and towing hook with spring etc.



### TRAILER MOUNTED MOBILE BIO-TOILET REAR VIEW

#### 17). SUSPENSION:-

Should be consisting with 2Nos. M.S. square axles with taper roller bearing, hub, road spring, leaf spring arrangement, 4Nos tyre & tubes with size 7.50 x 16ply etc.

#### 18). TOOL BOX:-

One tool box cabin with locking arrangement should be provided.

#### 19). CABINS:-

One cloth hanging hook should be provided in any one wall panel on each cabin, **Push cock type** water taps should be provided in all cabins & at washbasins also. Toilet paper mounting should be provided in all cabins. Steel mug ties (**cap.- approx. 1 liter**) with **chain** should be provided on each cabin. Side rail for standing purpose should be provided in all cabins. At cabins center partition wall there should be no gap between ladies & gents cabins. **2 Nos. exhaust fans** should be provided, one at ladies cabins and second at the gents cabins.

#### 20). PAINT:-

All parts of Trailer Mounted Mobile Bio-Toilet should be painted appropriately.



**TRAILER MOUNTED MOBILE BIO-TOILET**

# Mechanical Floor Sweepers

## Walky



### Applications:


- Workshop floors
- Parking Lots & Pathways
- Airports
- Hotel Hospitals
- Shopping Malls & offices
- Railways Stations
- Petrol Pump & Fueling Stations



- Main brush on HDPE base with longer life
- Infinitely adjustable main brush ensuring perfect sweeping result without strain



- Dirt container can be easily removed for emptying and is in non corrosive material



- The side brush can be lifted up and is height adjustable



### Standard Accessories:

- ICPL.94.034 Main Brush for Walky
- ICPL.94.035 Side Brush for Walky
- ICPL.94.251 Rubber Gasket Set

The machine replaces conventional broom and picks up fine and coarse dust including process waste metal chips etc. A cleaning machine without any motor. The operators hand push gives motion to the wheels which drive the main and side brush and gives perfect cleaning both indoor and outdoor. This is a very simple and practical sweeper, especially suitable for cleaning of small areas and narrow passages. Particularly handy, maneuverable and easy to operate

Model	Walky	
Code	ICPL.05.035Y	
Main Brush	mm	500
Total Sweep	mm	700
Hopper Cap.	lts.	40
Net Weight	kg	25
Colour	yellow	
Size LxBxH	cm	79x76x46